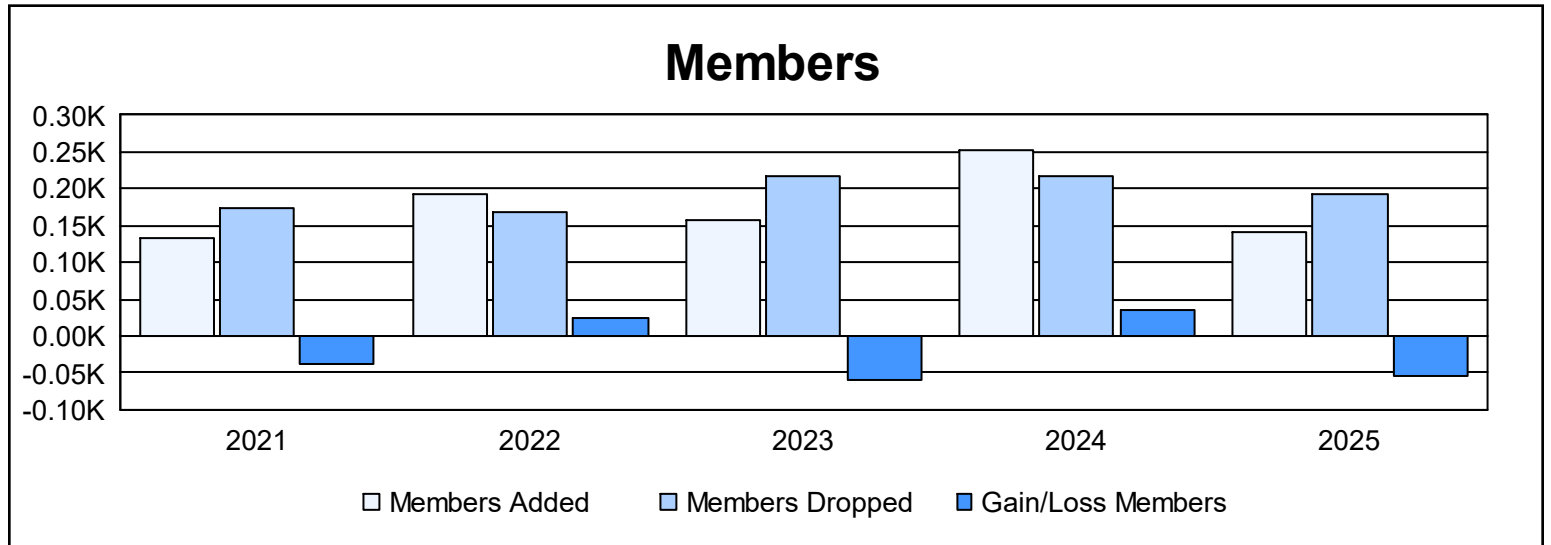
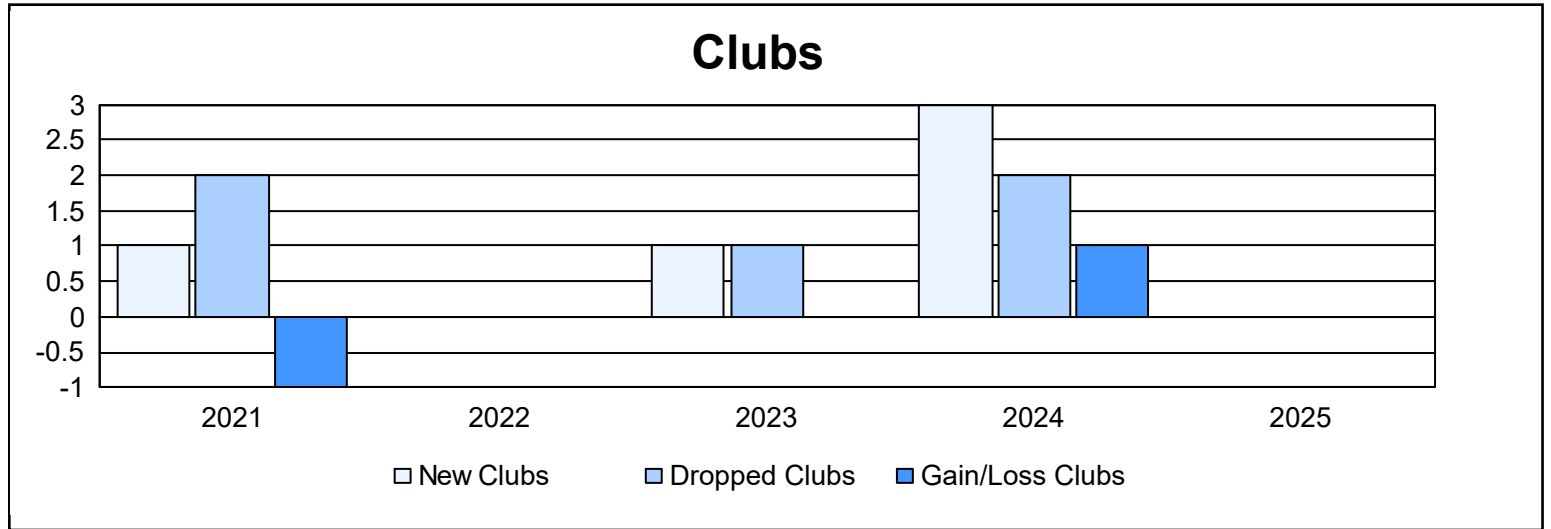
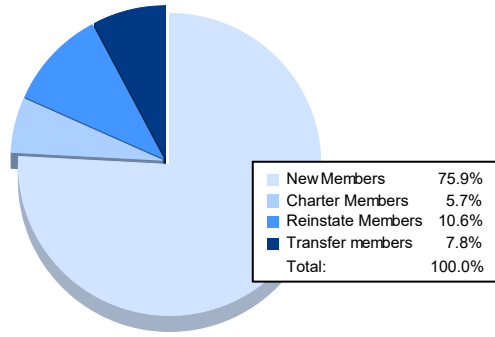


Year	New Clubs	Dropped Clubs	Gain/ Loss Clubs	New Members	Charter Members	Reinstate Members	Transfer Members	Total Member Added	Total Members Dropped	Gain/ Loss Members
2020-2021	1	2	-1	92	30	6	6	134	173	-39
2021-2022	0	0	0	169	2	10	12	193	168	25
2022-2023	1	1	0	106	22	23	6	157	218	-61
2023-2024	3	2	1	130	69	42	11	252	216	36
2024-2025				107	8	15	11	141	194	-53
<b>Average</b>	<b>1</b>	<b>1</b>	<b>0</b>	<b>121</b>	<b>26</b>	<b>19</b>	<b>9</b>	<b>175</b>	<b>194</b>	<b>-18</b>



### Membership Composition June 2025 Cumulative



### Gender Composition June 2025 Cumulative

